

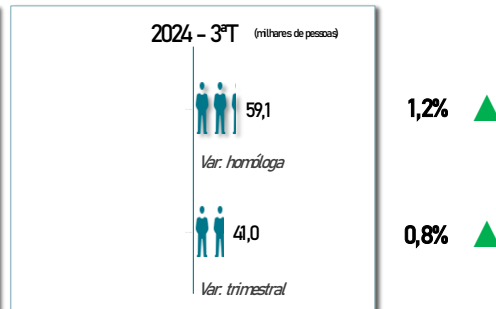
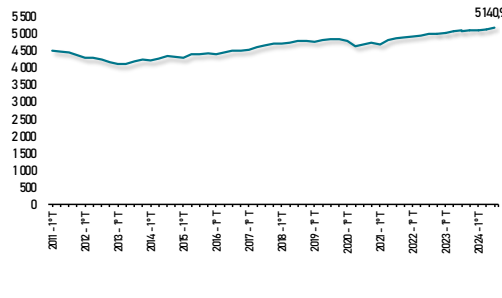


Emprego - 2024 - 3º Trimestre

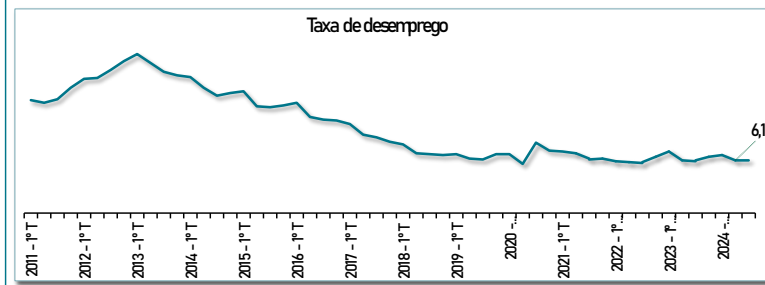
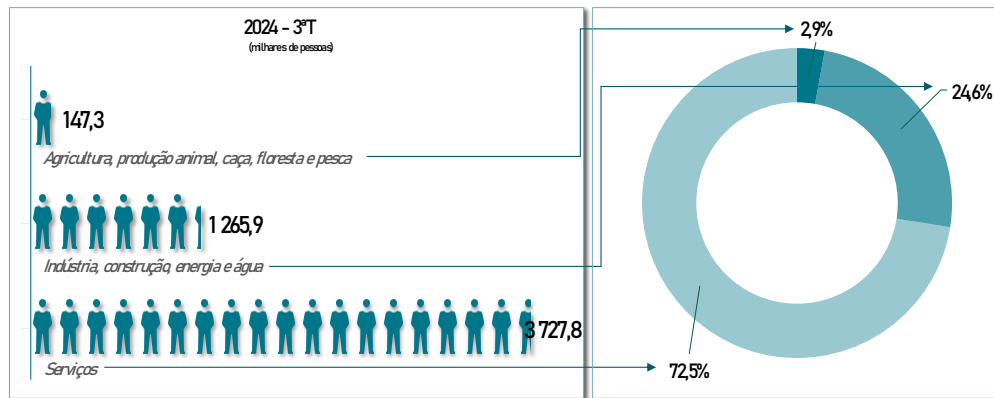
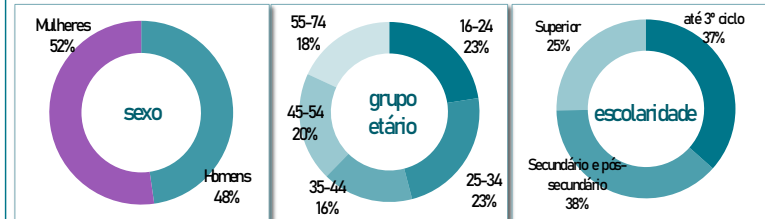
	PORTUGAL	NORTE	CENTRO	OESTE e VALETEJO	GRANDE LISBOA	PENÍNSULA SETÚBAL	ALENTEJO	ALGARVE	RAAÇORES	RAMADEIRA
População total (16 e mais anos) (x1000)	9 218,8	3 212,2	1 492,0	745,0	1 804,5	709,9	411,0	415,5	204,9	223,8
População ativa (x1000)	5 475,6	1 893,9	829,0	431,2	1 142,3	428,2	238,8	251,8	126,4	134,0
População empregada (x1000)	5 140,9	1 777,0	782,1	398,9	1 078,3	392,9	224,6	240,5	120,2	126,4
Agricultura, produção animal, caça, floresta e pesca	147,3	46,3	26,1	20,0	0,0	0,0	25,9	8,5	8,2	2,9
Indústria, construção, energia e água	1 265,9	568,1	238,1	116,5	159,4	68,1	42,2	34,7	19,9	18,9
Serviços	3 727,8	1 162,5	517,9	262,4	915,2	319,3	156,5	197,3	92,1	104,5
População desempregada (x1000)	334,7	116,9	46,8	32,3	64,0	35,3	14,2	11,4	6,2	7,6
Taxa de desemprego (%)	6,1	6,2	5,7	7,5	5,6	8,2	5,9	4,5	4,9	5,7
População inativa (16 e mais anos) (x1000)	3 743,1	1 318,3	663,1	313,8	662,2	281,7	172,2	163,6	78,4	89,8

Fonte: GPP, a partir de Inquérito Emprego, INE

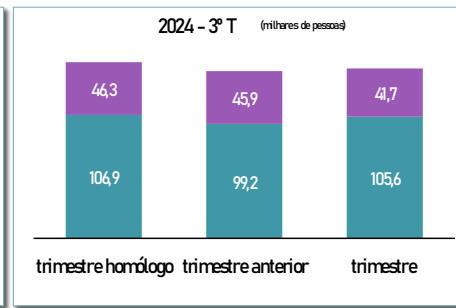
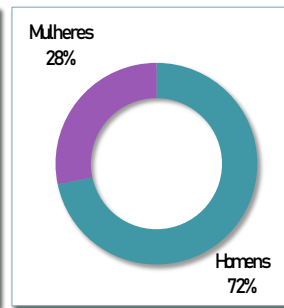
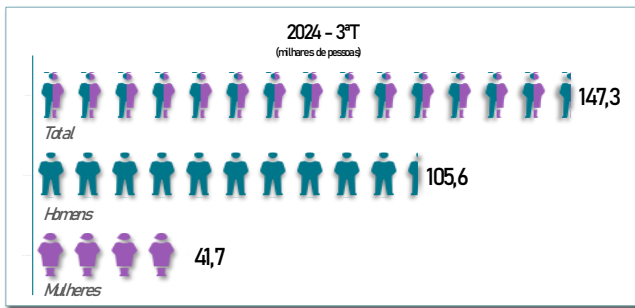
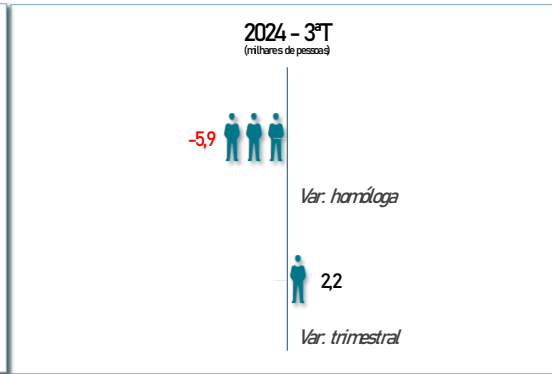
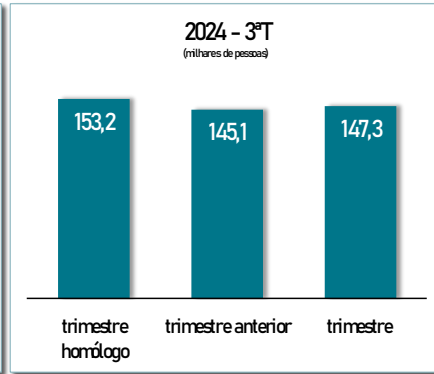
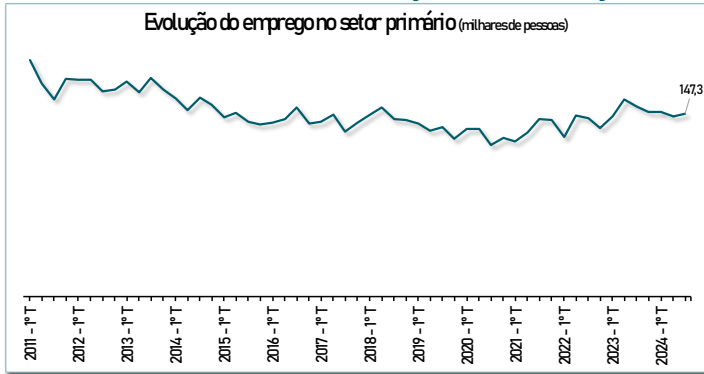
EMPREGO



DESEMPREGO

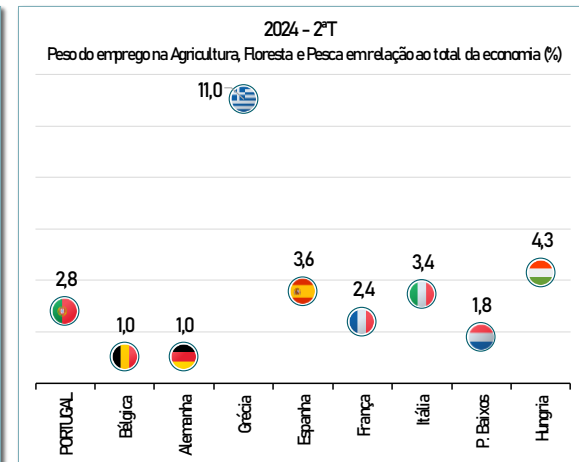
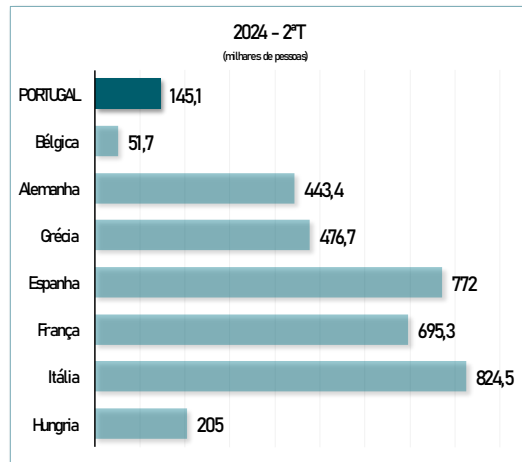


EMPREGO na AGRICULTURA, PRODUÇÃO ANIMAL, CAÇA, FLORESTA e PESCA



	2024 - 3 ^o T
Taxa de variação homóloga	-1,2% ▼
Taxa de variação trimestral	6,5% ▲
	-9,9% ▼
	-9,2% ▼

EMPREGO no SETOR PRIMÁRIO na UE27



EMPREGO nos SETORES SECUNDÁRIO e TERCIÁRIO

