

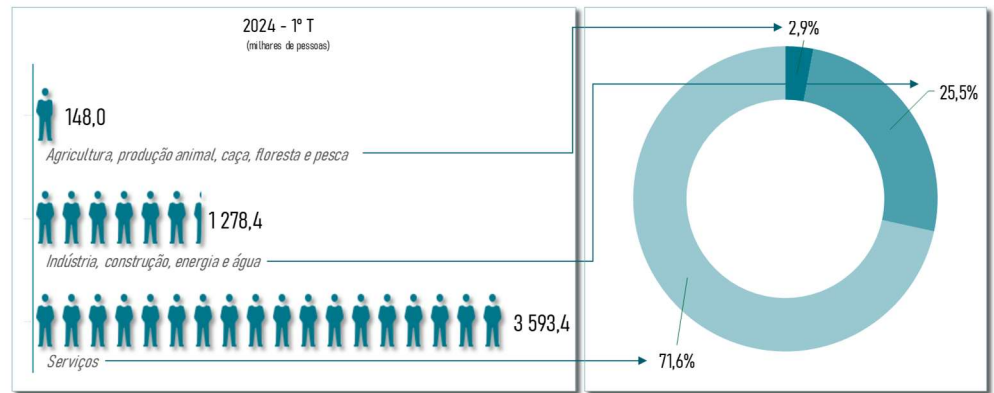

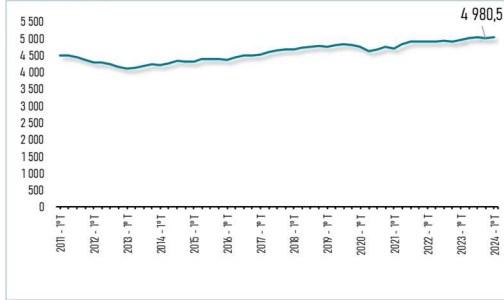


Emprego - 2024 - 1º Trimestre

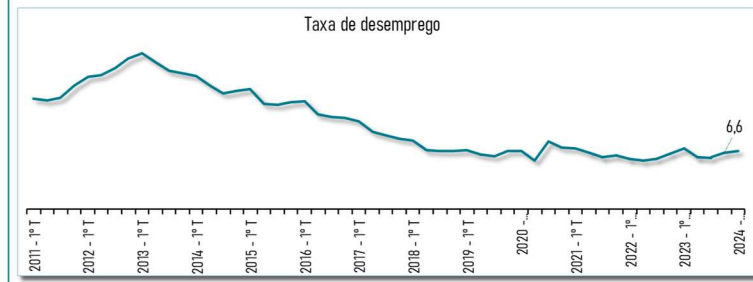
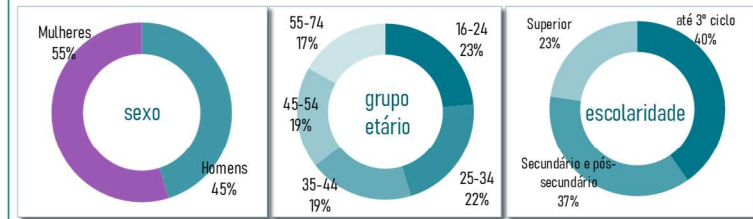
	PORTUGAL	NORTE	CENTRO	OESTE e VALE TEJO	GRANDE LISBOA	PENÍNSULA SETÚBAL	ALENTEJO	ALGARVE	RA AÇORES	RA MADEIRA
População total (16 e mais anos) (x 1000)	8 986,6	3 152,0	1 475,1	720,8	1 744,0	688,5	401,0	374,1	206,9	224,2
População ativa (x 1000)	5 387,9	1 890,2	865,8	423,5	1 083,2	395,3	234,2	225,0	127,9	142,8
População empregada (x 1000)	5 019,7	1 761,3	808,1	394,7	1 012,3	363,3	219,7	207,3	119,0	134,1
Agricultura, produção animal, caça, floresta e pesca	148,0	45,7	27,0	23,9	0,0	0,0	25,5	7,1	8,8	3,1
Indústria, construção, energia e água	1 278,4	569,1	253,8	105,1	161,8	70,3	48,8	29,7	19,4	20,3
Serviços	3 593,4	1 146,5	527,4	265,8	848,0	288,4	145,3	170,5	90,8	110,6
População desempregada (x 1000)	368,2	128,9	57,7	28,8	71,0	32,0	14,5	17,7	8,9	8,7
Taxa de desemprego (%)	6,8	6,8	6,7	6,8	6,6	8,1	6,2	7,8	7,0	6,1
População inativa (16 e mais anos) (x 1000)	3 598,7	1 261,8	609,3	297,3	660,8	293,2	166,8	149,1	79,0	81,4

Fonte: GPP, a partir do Inquérito Emprego_INE

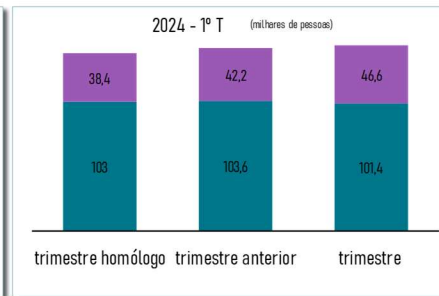
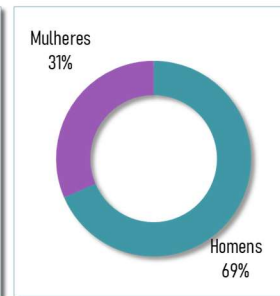


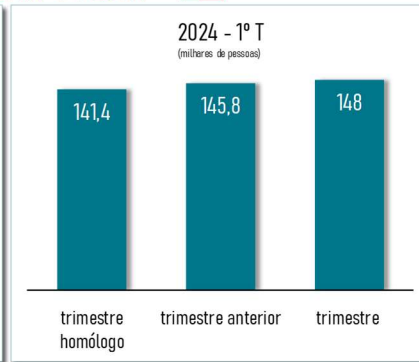
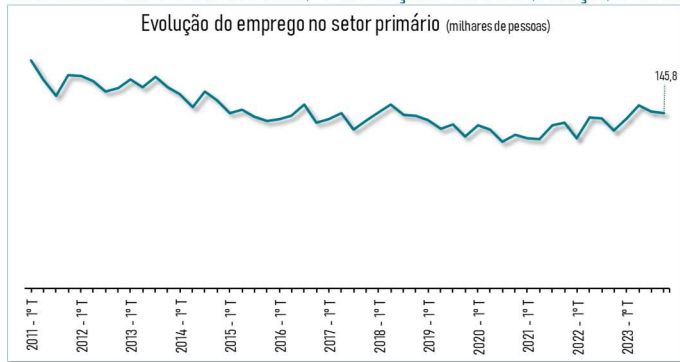
EMPREGO



DESEMPREGO

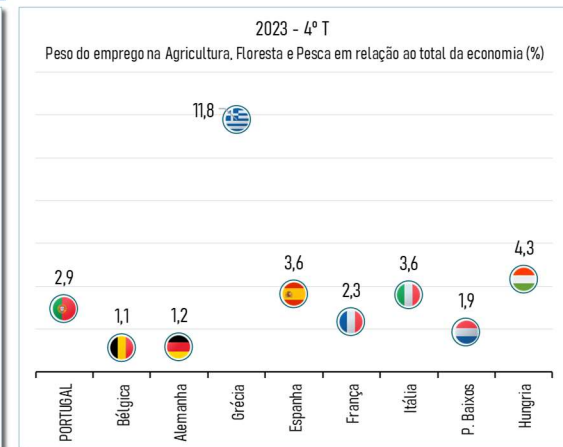
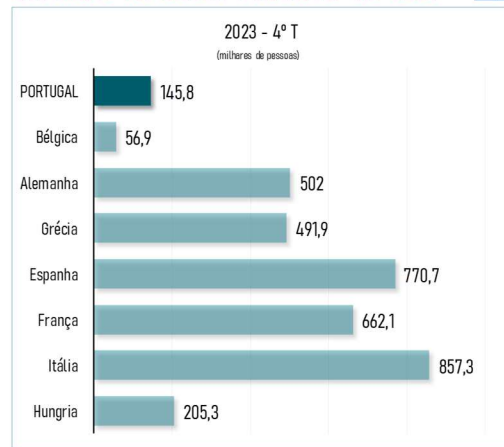


EMPREGO na AGRICULTURA, PRODUÇÃO ANIMAL, CAÇA, FLORESTA e PESCA



2024 - 1º T	
Taxa de variação homóloga	-1,6% ▼
	21,4% ▲
Taxa de variação trimestral	-2,1% ▼
	10,4% ▲

EMPREGO no SETOR PRIMÁRIO na UE27



EMPREGO nos SETORES SECUNDÁRIO e TERCIÁRIO

