

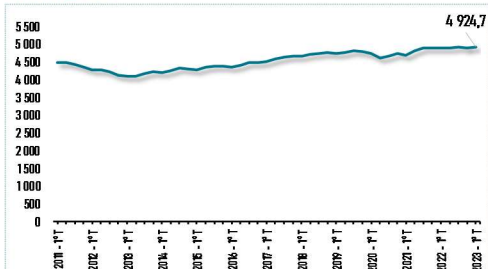


Emprego - 2023 - 2º Trimestre

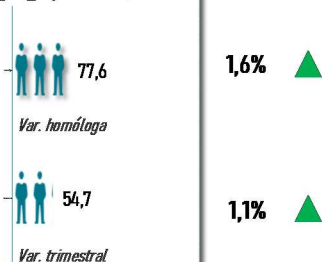
	PORTUGAL	NORTE	CENTRO	AM LISBOA	ALENTEJO	ALGARVE	RA AÇORES	RA MADEIRA
População total (16 e mais anos) (x 1000)	8 848,5	3 108,9	1 952,2	2 392,9	604,4	364,2	204,4	221,5
População ativa (x 1000)	5 303,9	1 880,7	1 159,6	1 451,1	347,1	224,6	124,4	136,1
População empregada (x 1000)	4 979,4	1 741,9	1 102,9	1 349,1	328,7	213,4	116,1	127,4
Agricultura, produção animal, caça, floresta e pesca	153,7	46,9	49,4	0,0	29,9	6,2	9,6	4,0
Indústria, construção, energia e água	1 246,3	565,2	320,5	216,4	75,4	30,5	19,6	18,7
Serviços	3 579,4	1 129,7	733,0	1 125,0	223,4	176,7	86,9	104,6
População desempregada (x 1000)	324,5	118,9	56,8	102,0	18,5	11,2	8,4	8,7
Taxa de desemprego (%)	6,1	6,4	4,9	7,0	5,3	5,0	6,7	6,4
População inativa (16 e mais anos) (x 1000)	3 544,7	1 248,2	792,6	941,7	257,3	139,6	79,9	85,4

Fonte: GPP, a partir de Inquérito Emprego, IE

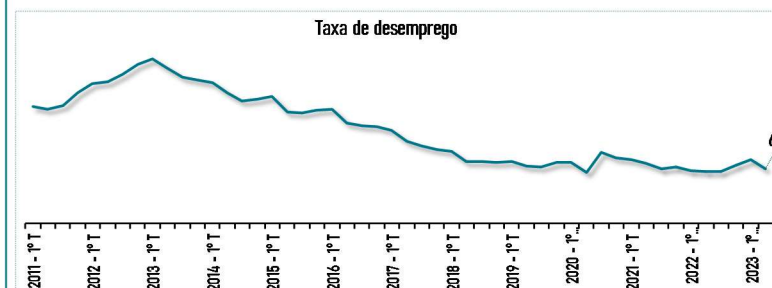
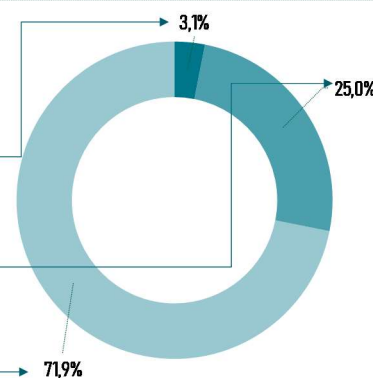
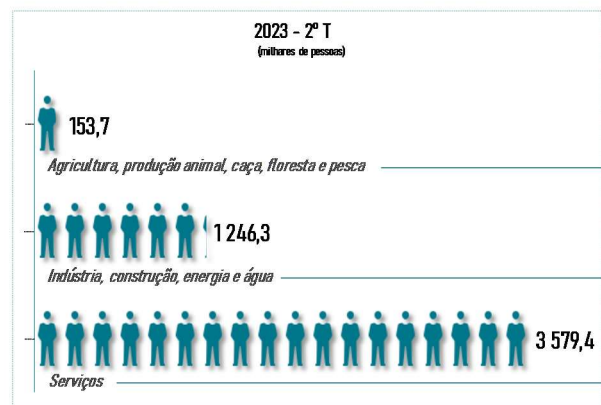
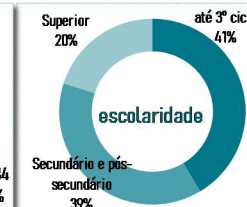
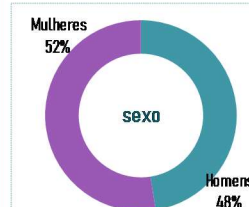
EMPREGO



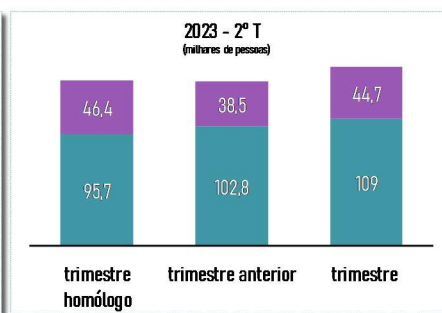
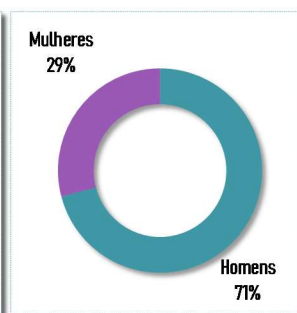
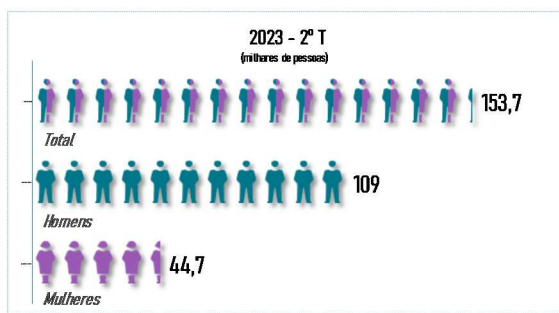

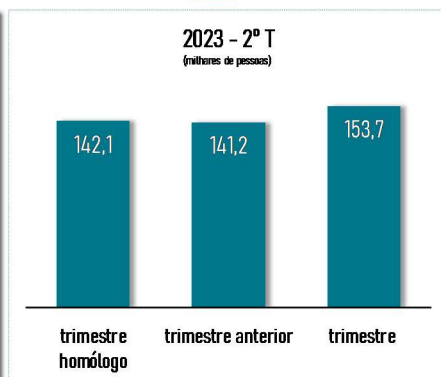
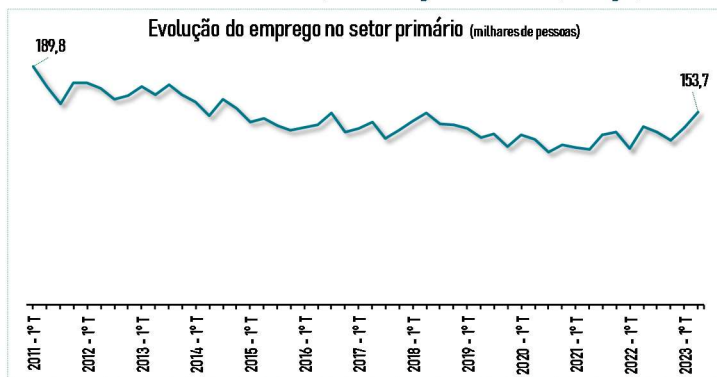
2023 - 2º T (milhares de pessoas)



DESEMPREGO



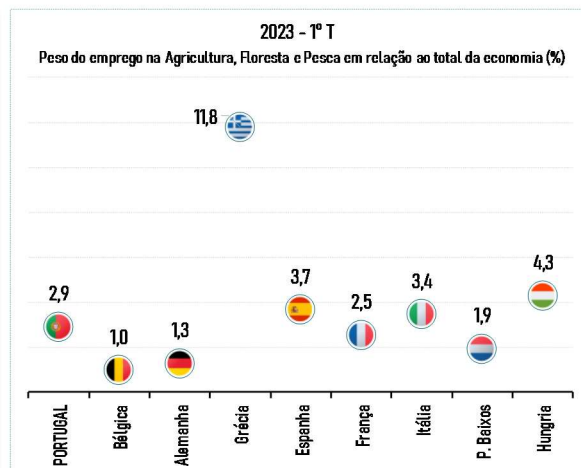
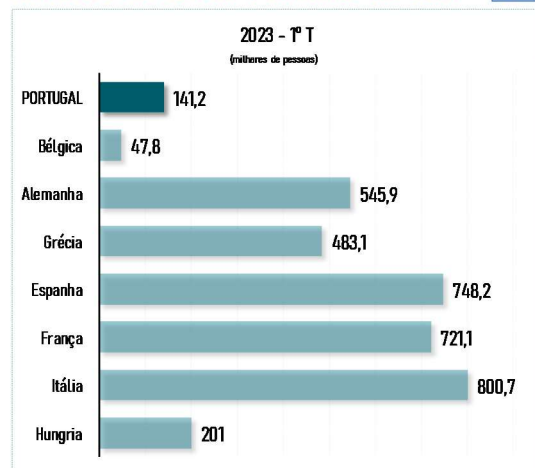
EMPREGO na AGRICULTURA, PRODUÇÃO ANIMAL, CAÇA, FLORESTA e PESCA



2023 - 2º T

Métrica	Homens (%)	Mulheres (%)
Taxa de variação homóloga	13,9% ▲	-3,7% ▼
Taxa de variação trimestral	6,0% ▲	16,1% ▲

EMPREGO no SETOR PRIMÁRIO na UE27



EMPREGO nos SETORES SECUNDÁRIO e TERCIÁRIO

